

# MST-II

26', 28', 30' and 32' Front Engine Bus



## Superior Durability Combined With Front-Engine Economy

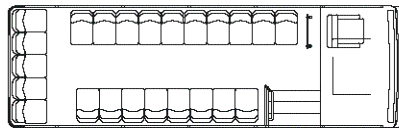
The MST-II is the perfect blend of durability, flexibility and economy. Every MST-II incorporates our state-of-the-art body corrosion treatment processes, welded gussets at window posts and the thickest body framing in its class.

With four available body lengths, multiple entry-door configurations, optional I/O Controls multiplex electrical systems and hundreds more options, the MST-II can be built to meet

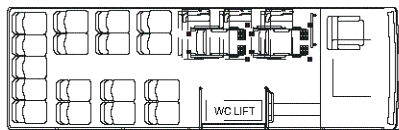
your special needs. Standard flat-floor design allows ultimate flexibility in seating and wheelchair accommodations.

Altoona tested for 10 years/350,000 miles and offering a wide array of alternative fuel packages, the MST-II is perfect for the most demanding transit, para-transit and shuttle applications.

26' MODEL

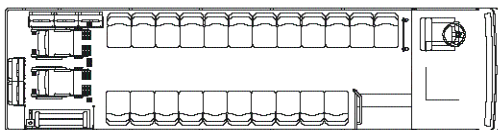


23 Passenger

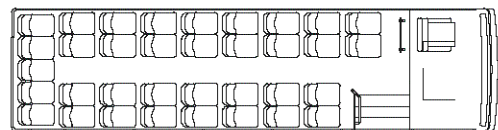


17 Passenger w/2 Wheelchairs or 23 Passenger

30' MODEL

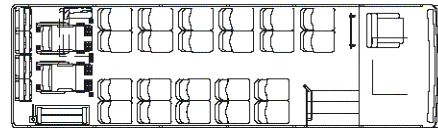


22 Passenger w/2 Wheelchairs or 27 Passenger

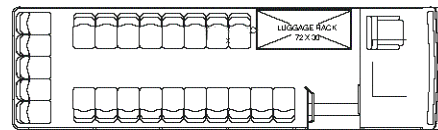


35 Passenger

28' MODEL

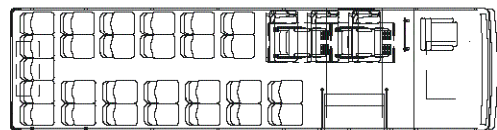


22 Passenger w/2 Wheelchairs or 28 Passenger

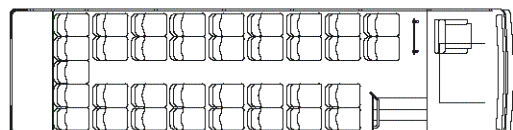


23 Passenger w/Luggage

32' MODEL



27 Passenger w/2 Wheelchairs or 33 Passenger



35 Passenger w/Luggage

	MST-II 26'	MST-II 28'	MST-II 30'	MST-II 32'
GVWR	25,500 lbs.	25,500 lbs.	25,500 lbs.	25,500 lbs.
Body Length	26' 2"	28' 2"	30' 5"	32' 1"
Body Width	96"	96"	96"	96"
Body Height	123.5"	123.5"	123.5"	123.5"
Interior Height	80.5"	80.5"	80.5"	80.5"
Wheelbase	178"	190"	208"	228"
Approach Angle	18°	18°	18°	18°
Breakover Angle	10°	15°	13°	10°
Departure Angle	9°	9°	9°	9°
Step Height – Front Door	11.25"			
Step Height – Center Door	11.25"			
Wheelchair Lift Locations	Front door* or dedicated platform lift door (*availability dependent upon body length)			
Available Engines	Cummins - diesel, CNG, LNG, LPG			
Available Transmissions	Allison 2200 series			
Fuel Tank Capacity	60 gallons (diesel)			
Passenger HVAC	Roof mounted or split - rear/skirt mounted systems			
Driver's HVAC	Dash mounted			
Front Axle	Solid beam			
Rear Axle	Conventional T-drive			
Brakes	Bosch - four wheel, hydraulic disc brakes or optional s-cam air brakes			
Tires	245/70R 19.5			
Front Door	35" clear opening			
Rear Door	35" clear opening			
Seating	Up to 27 passengers	Up to 31 passengers	Up to 35 passengers	Up to 35 passengers
Electrical System	Standard relay logic wiring or optional I/O Controls multiplex			
Suspension	Front - taper leaf spring; Rear - flat leaf spring			

## Popular Optional Equipment

(NOTE: This is only a partial listing of optional equipment. For more complete information, contact your EIDorado National representative.)

### HVAC

- Thermo King and Carrier passenger compartment heating and air conditioning systems
- Convector baseboard heating system
- Auxiliary coolant heating systems

### Seating

- Perimeter, forward-facing and combination-seated floor-plans
- Complete range of padded and vandal-resistant transit seating
- Broad line of air and mechanical-suspension driver's seats

### Windows and Doors

- Tip-in transom, T-sliding transom and full-height sliding passenger windows
- Vandal-resistant barriers and tinting on passenger windows
- Extra wide entry doors

### Paratransit

- Able to provide handicapped accessibility and meet all applicable ADA requirements
- Front door in-step wheelchair lift (based on wheelbase)
- Dedicated wheelchair-lift door with platform lift

- All support equipment such as wheelchair tie-down securements, flip seats, assist handrails, stop-request systems, etc. are available

### Comfort, Appearance, & Safety

- Full range of front, side and rear electronic destination signs
- Integrated voice announcement and digital surveillance systems
- AVL/GPS systems
- Aluminum wheels or stainless steel wheel inserts
- Fire-suppression and/or methane-detection systems
- First-aid kit, fire extinguisher, roadside flares/reflectors
- RCA rubber or Altro Transflor flooring
- Full range of attractive paint schemes and custom lettering
- Motorized and heated exterior mirrors
- LED exterior lighting package
- Flat floor design without rear wheelwells
- Sportworks front mounted bike rack

At EIDorado National, we constantly improve our product; as a result all specifications and dimensions are subject to change without notice.



9670 Galena Street • Riverside, CA 92509 • (909) 591-9557

